



HP200S1
HP300S1

Split



Micro-channel Condenser

The micro-channel condenser has a larger contact surface for better heat transfer performance and less refrigerant consumption.



Fast Heating

Powerful compressor enables faster heating.



Eco Power

Works under low tariff hours to reduce electric cost.

Efficiency & Energy Saving

- ◆ A+ Energy Class
- ◆ COP is up to 3.8
- ◆ High performance compressor
- ◆ Micro-channel condenser
- ◆ 50mm PUF Insulation
- ◆ Off peak electricity timer setting
- ◆ ECO Mode - heat water with heat pump only
- ◆ Vacation mode - for optimum system utilisation

Large Capacity Hot Water

- ◆ 200L & 300L Capacity
- ◆ Maximum volume of usable hot water (L) V40 (EN16147) is Up to 382L (HP300S1).
- ◆ High performance heat pump compressor
- ◆ Maximum water temperature using only the heat Pump is Up to 65°C

Quick Heating

- ◆ 2150W electric heating element
- ◆ Under boost mode, the heat pump and electric heating element will work together to generate hot water quickly.



ABT



Auto Defrost



Anti-freeze



High Efficiency



Smart Boost



Quiet Operation



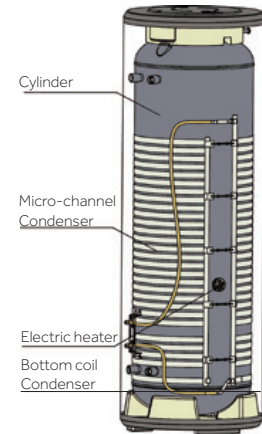
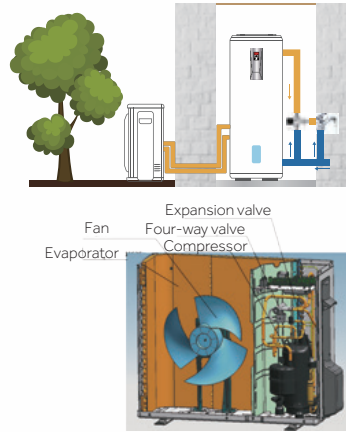
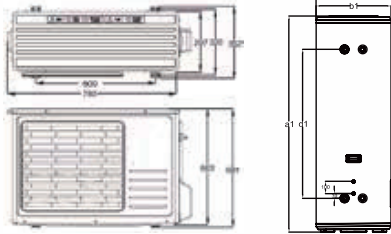
Smart Vacation

CE CB



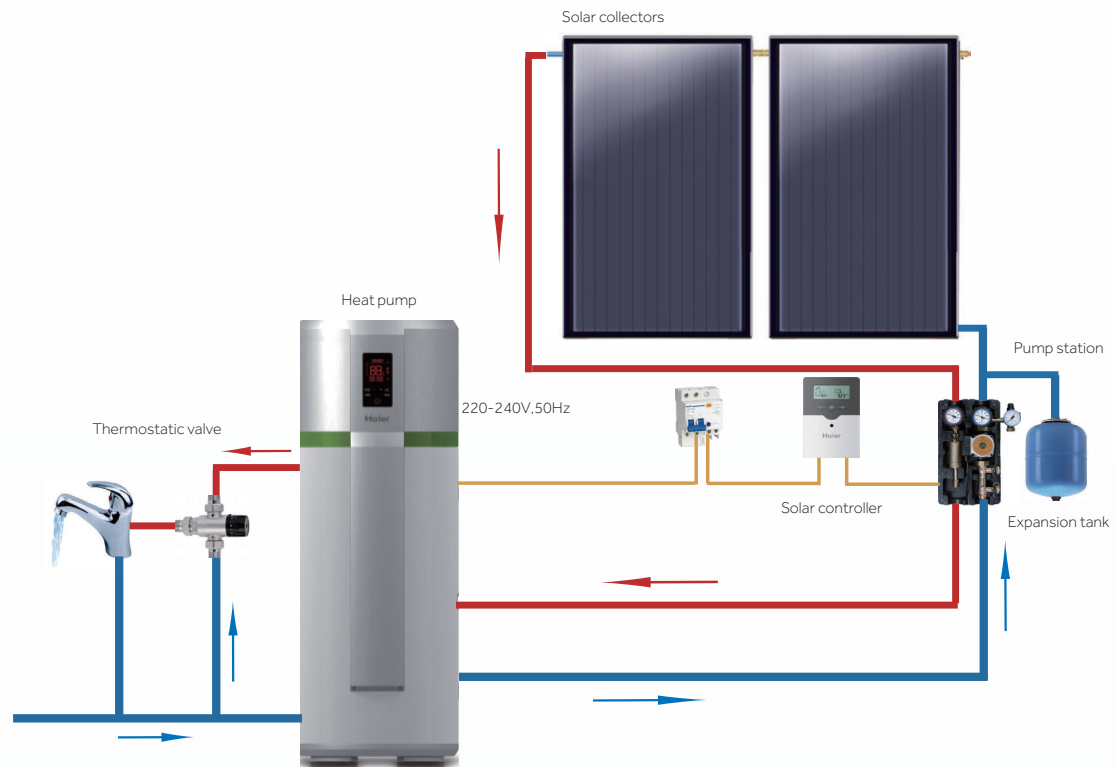
Model	A1	B1	C1	D1
HP200S1	1765	512	522	1270
HP300S1	1795	600	610	1242

Unit:MM



Model	HP200S1	HP300S1
Model (tank unit)	TS200HE-S1	TS300HE-S1
Model (external unit)	UE1.0-S1	UE1.5-S1
Tank volume (L)	195	293
Rated voltage/ frequency (V/Hz)	230V/50Hz	230V/50Hz
Tank rated pressure (bar)	8.5	8.5
Corrosion protection	Magnesium anode	Magnesium anode
Water proof grade	IPX4	IPX4
Assembled System		
Electric backup power (W)	2150	2150
Average input - heat pump only(W)	665	850
Maximum input- heat pump only(W)	1000	1350
Maximum power input (W)	3150	3500
Default temperature setting (°C)	55	55
Temperature setting range with heater (°C)	35-75	35-75
Temperature setting range heat pump only (°C)	35-65	35-65
Refrigerant type / Weight (kg)	R134a/1.3	R134a/1.5
Noise power dB(A)	64	64
Working temperature - heat pump only (°C)	-7-45	-7-45
Working temperature - system (°C)	-7-45	-7-45
Performance		
Type of extraction	Exterior	Exterior
COP@7 °C (EN16147)	3.09	3.2
COP@14 °C (EN16147)	3.54	3.8
Heating up time (h) (@7°C)	4h03	4h49
Heating up time (h) (@14°C)	3h32	3h49
Tapping cycle (EN16147)	L	XL
Standby power input/ Pes(W) (@7°C)	28	29
Maximum volume of usable hot water (L) V40 (EN16147)	245.1	382.6
Water heating energy efficiency class (ERP)	A+	A+
Dimensions and connections		
Water outlet connection	G3/4" F	G3/4" F
Water inlet & Drain connection	G3/4" F	G3/4" F
Safety valve connection	G3/4" F	G3/4" F
Product Dimensions (WxHxD) (mm) Tank unit/external unit	1765/899 x 352/681 x 544/512	1795/899 x 352/681 x 632/600
Packing dimensions (WxHxD) (mm) Tank unit/external unit	1927/960 x 425/735 x 676/636	1958/960 x 425/735 x 737/696
Gross weight (kg)	89/44	112/48
Net weight (kg)	77/41	98/44
Load qty. 40HQ	60	51

Connection to solar collectors(HP250M3C)



Connection to gas boiler(HP250M3C)

